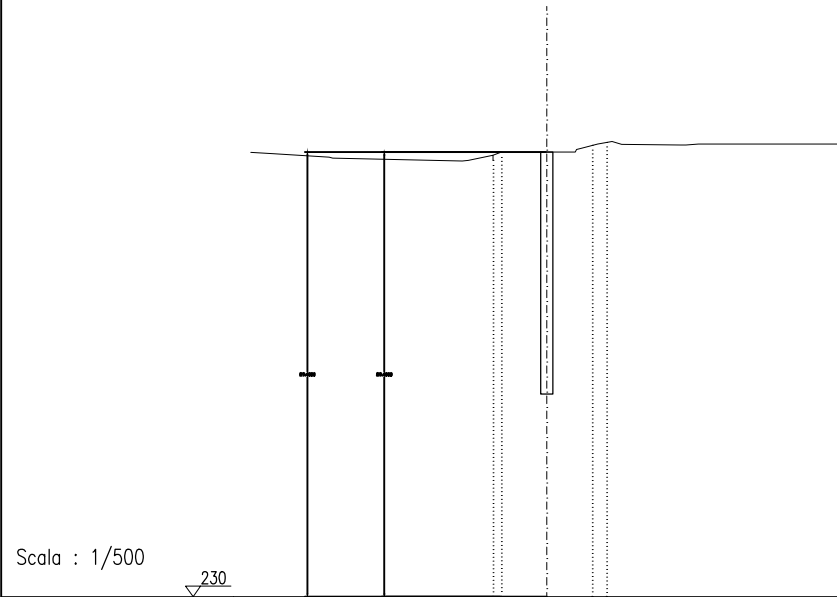


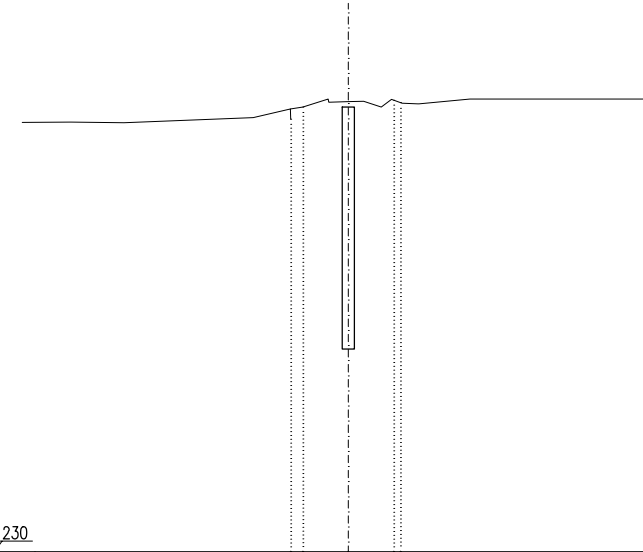
1 - 0.000



Scala : 1/500

Distanze parziali	0.83	3.00	3.00	0.95
Quote progetto				
Quota fondo diaframma				
Quote terreno	-259.85	-259.40	-259.85	-260.04

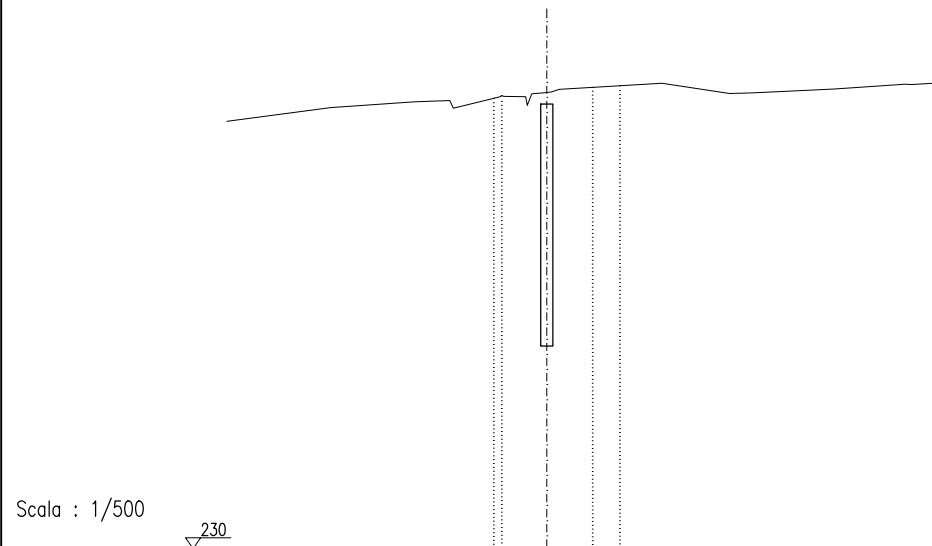
2 - 2.194



Scala : 1/500

Distanze parziali	0.83	3.00	3.00	0.95
Quote progetto				
Quota fondo diaframma				
Quote terreno	-259.85	-259.40	-259.77	-259.86

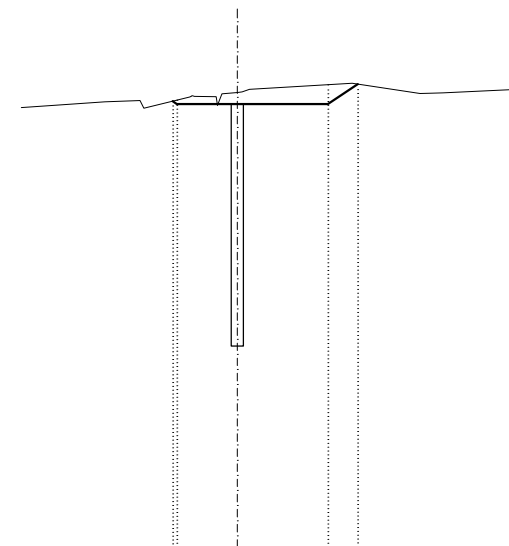
3 - 16.000



Scala : 1/500

Distanze parziali	0.83	3.00	3.00	1.81
Quote progetto				
Quota fondo diaframma				
Quote terreno	-259.85	-260.16	-260.50	-260.60

3 - 16.000 CAMBIO SEZIONE



Scala : 1/500

Distanze parziali	0.83	4.00	6.00	1.97
Quote progetto				
Quota fondo diaframma				
Quote terreno	-259.85	-260.16	-260.67	-260.71